

No Parking

Drivers may stop in this zone to drop off or pick up passengers or goods for a maximum of two minutes.

The driver MUST remain in or within three metres of the vehicle at all times.

The vehicle must not be left unattended.

If times of operation are shown on the sign, the restriction only applies during the times shown.

No Parking zones can also be used to drop off and pick up children.

Penalty: \$187

Demerit Points: YES (2)

No Stopping

Stopping is not permitted at any time.

If times of operation are shown on the sign, the restriction only applies during the times shown.

Penalty: \$337

Demerit Points: YES (2)

Bus Zones

Drivers are not permitted to stop within a bus zone at any time.

If times of operation are shown on the sign, the restriction only applies during the times shown.

Penalty: \$337

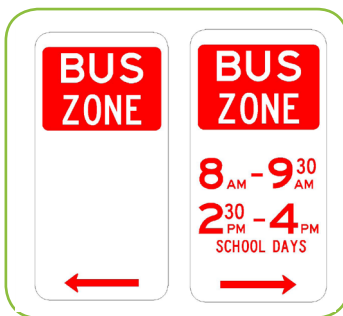
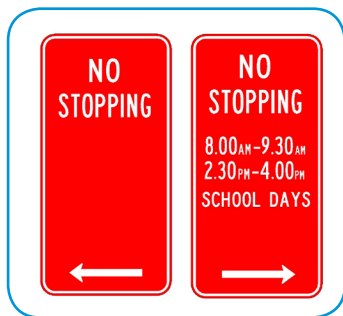
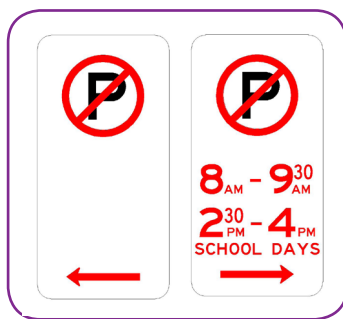
Demerit Points: YES (2)

Stopping on or near a children's crossing

A driver must not stop on a children's crossing or on the road within 20 metres before the crossing, and 10 metres after the crossing.

Penalty: \$448

Demerit Points: YES (2)



Road safety around your child's school Your child's safety depends on you

- Drop off and pick up by car
- Make sure your children are in an appropriate child car seat that is fitted and used correctly.
- Stick to the 40km/h speed limit in a school zone as children are about.
- Look for buses pulling out – watch for flashing wig wag lights.
- Always park and turn legally around schools.
- Avoid dangerous manoeuvres such as U-turns and three-point turns.
- Always give way to pedestrians particularly when entering and leaving driveways.
- Drop your children off and pick them up on the school side of the road in your school's designated
- Drop off and pick up area. Calling out to them from across the road is dangerous – they may run to you without checking for traffic.
- It's safest for children to get out of the car on the kerb side of the road to be away from passing traffic.
- Walking together to and from school
- Plan your trip to school so you use pedestrian crossings where possible.
- Always hold your child's hand. Children need your help to spot dangers such as vehicles coming out of driveways. They can also be easily distracted and wander into traffic.
- Drop off and pick up your child near the school gate and avoid calling them from across the road.
- Talk with your children about Stop, Look, Listen and Think every time they cross the road.

STOP! one step back from the kerb.

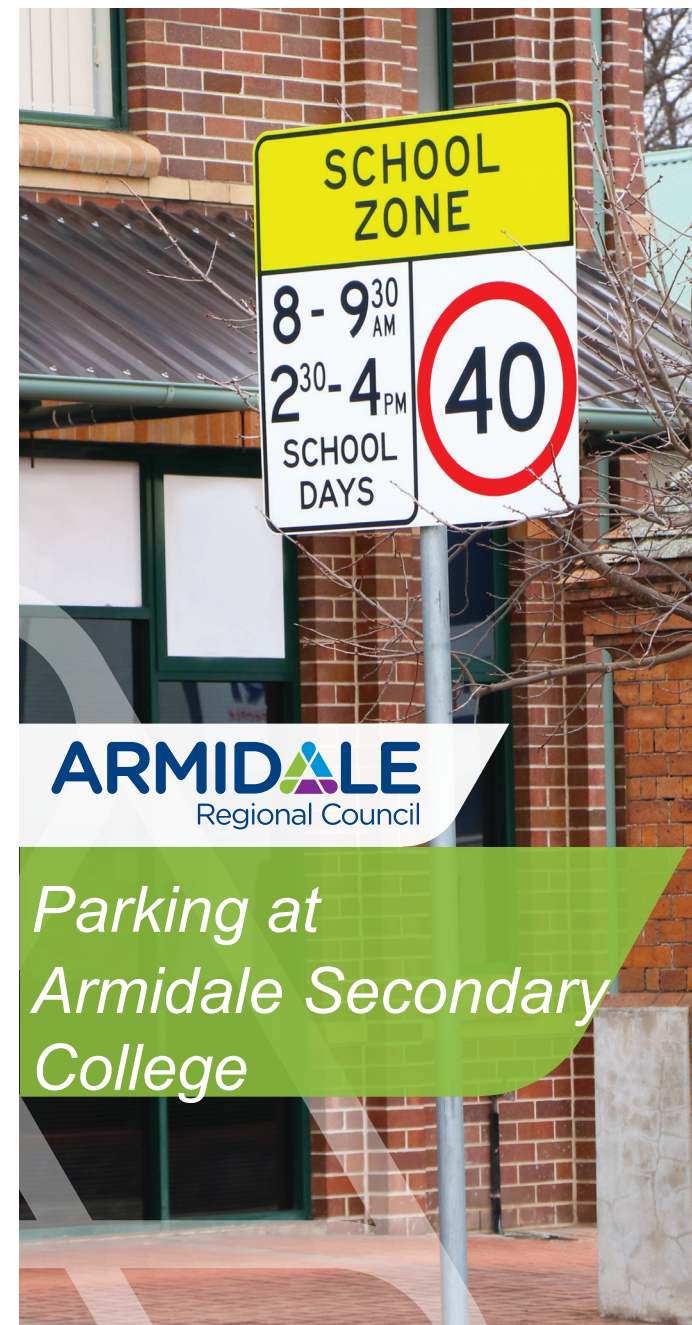
LOOK! for traffic to your right left and right again.

LISTEN! for the sounds of approaching traffic.

THINK! whether it is safe to cross.

Young children can learn these safe pedestrian habits from you and continue them later on when they are old enough to travel alone.

ARMIDALE
Regional Council



ARMIDALE
Regional Council

*Parking at
Armidale Secondary
College*

www.armidaleregional.nsw.gov.au

